

6

5

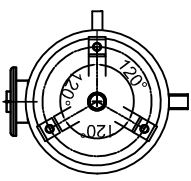
4

3

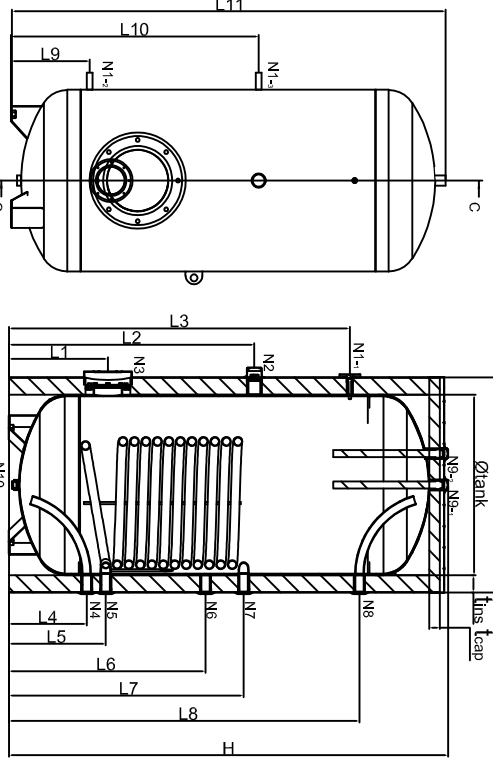
2

1

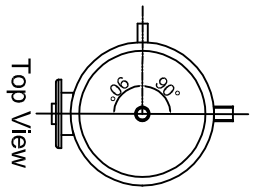
REVIZYONLAR-REVISIONS				TARİH- DATE	ONAY-APPROVED BY
REV. NO	REV.	TANIM- DESCRIPTION		24.01.2020	
01	A	Dimensions are updated. Weights and heat exchanger surface area information are added.			



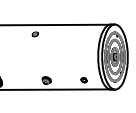
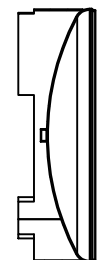
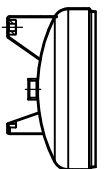
Bottom View



Front View



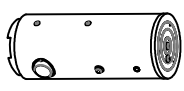
Top View



Three-legged for 800, 1000 and 1500 L.

Circular leg for 2000, 2500, and 3000 L.

Isometric View for 800, 1000, 1500 L.



Isometric View for 2000-3000 L.

LT CODE	DESCRIPTION	SERPENTINE CONNECTIONS					
		800	1000	1500	2000	2500	3000
N1-1	Thermometer and Sensor Connections	3/4"	1/2"	1/2"	1/2"	1/2"	1/2"
N1-2	Thermometer and Sensor	1/2"	1/2"	1/2"	1/2"	1/2"	1/2"
N1-3	Thermometer and Sensor Connections	1/2"	1/2"	1/2"	1/2"	1/2"	1/2"
N2	Electric Heater Connection	2"	2"	2"	2"	2"	2"
N3	Cleaning & Control Flange	5"	16"	5"	16"	5"	16"
N4	Control Gas Water Inlet	1 1/2"	1 1/2"	1 1/2"	1 1/2"	1 1/2"	1 1/2"
N5	Serpentine Outlet	1 1/2"	1 1/2"	1 1/2"	1 1/2"	1 1/2"	1 1/2"
N6	Serpentine Connection	1 1/2"	1 1/2"	1 1/2"	1 1/2"	1 1/2"	1 1/2"
N7	Serpentine Inlet	1 1/2"	1 1/2"	1 1/2"	1 1/2"	1 1/2"	1 1/2"
N8	Connection - Water Outlet	1 1/2"	1 1/2"	1 1/2"	1 1/2"	1 1/2"	1 1/2"
N9-1	Water Inlet	1 1/2"	1 1/2"	1 1/2"	1 1/2"	1 1/2"	1 1/2"
N9-2	Water Inlet	1 1/2"	1 1/2"	1 1/2"	1 1/2"	1 1/2"	1 1/2"
N9-3	Water Inlet	1 1/2"	1 1/2"	1 1/2"	1 1/2"	1 1/2"	1 1/2"
N10	Drain Connection	1 1/2"	1 1/2"	1 1/2"	1 1/2"	1 1/2"	1 1/2"

SINGLE SERPENTINE WATER HEATER DIMENSIONS

Øflange Insulation Type (mm)	Insulation Type (mm)	Fins Height (mm)	L1											H	NET WEIGHT (kg)				
			5"	16"	L2	L3	L4	L5	L6	L7	L8	L9	L10			L11			
800 Ø750	Ø910	ISO+	80	5"	16"	440	570	1130	1700	340	430	900	1080	1750	350	1130	2090	2110	2,92
1000 Ø850	Ø1010	ISO+	80	5"	16"	465	610	1155	1605	370	460	930	1110	1655	370	1160	2090	2070	2,92
1500 Ø950	Ø1060	ISO+	80	5"	16"	490	580	1230	1990	350	440	800	1150	1990	350	1230	2350	2375	3,66
2000 Ø1100	Ø1300	ISO+	100	5"	16"	540	670	1395	1850	450	530	1140	1310	1850	445	1395	2240	2280	4,59
2500 Ø1300	Ø1460	Soft PU	80	5"	16"	490	625	1420	1805	405	495	985	1335	1810	405	1425	2130	2160	5,9
3000 Ø1300	Ø1460	Soft PU	80	5"	16"	510	630	1595	2205	415	495	985	1475	2205	405	1595	2540	2580	6,8

Genel Toleranslar - General Tolerances		AÇIKLAMA- DESCRIPTION		Çizim - Drawn By		Tolerans-Tolerance	
Usulak Ölçülere - Linear Dimensions	±10	SINGLE SERPENTINE WATER HEATER 800-3000 L	Kontrol-Check By	Resim No-Draw No	A. ORAK	00002741	General Tolerance Table
4000 up to 1000	±15						
1 up to 400	±10	HEATER 800-3000 L	Çizim - Drawn By	Resim No-Draw No	A. ORAK	00002741	General Tolerance Table
1000 up to 5000	±20	Y.Tarih-Date	Malzeme - Material	Uzunluk - Length	KBS	Referans Doküman No -Reference Document No	KBS
		16.11.2019	A4	16.11.2019			



BU RESİMİN BÜTÜN HAKLARI KODSAN A.Ş. AİTTİR. TAKLİT EDİLEMEZ. İZNSİZ ÇOĞALTILMAZ. RESİM ÜZERİNDEN BİÇÜ ALMAYINIZ. ALL RIGHTS OF THE DRAWING BELONG TO THE KODSAN WATER HEATER CONSTRUCTION IND. TRADE INC. CANNOT BE COPIED WITHOUT PERMISSION

6

5

4

3

2

1